

WACHENDORFF

The Encoder Experts



Draw-wire systems SZG Pure Line



wachendorff-automation.com/szg

Compact design
Simple, quick and flexible installation
High operational reliability
Long service life

**The suitable interfaces of the
WDGA58A absolute encoders:**

- CANopen
- CAN SAE J1939
- RS485
- SSI
- PROFINET
- EtherCAT
- EtherNet IP
- Universal Industrial Ethernet



**The suitable
incremental encoders:**

- WDGI58A optical
- WDGP58A magnetic
- WDGN58A configurable



Industrie ROBUST

Draw-wire systems SZG Pure Line

... precise length measurement from 2,400 mm up to 7,500 mm

Classic or programmable incremental encoder?

Industrial Ethernet, SSI, RS485 or CANopen interface?

Mounting e.g. on the hydraulic cylinder, the screw conveyor or the lifting platform?




Everything is possible!

The **Pure Line draw-wire systems** in conjunction with our proven and robust encoder series **WDGI, WDGn, WDGP or WDGA** ensure optimum position, speed or length detection with high resolution and high accuracy.

Thanks to the coupling element and the flexible flange adapter, the encoder can be mounted quickly, easily and in a variety of mounting positions.

The robust glass fibre reinforced plastic housing with its compact design is suitable for small installation spaces and still offers a cable length of up to 7.5 metres.

Thanks to the optimised cable guide and constant cable tension the Pure Line draw-wire systems achieve precise measurements over the entire measuring distance.

		SZG50	SZG78		SZG107
					
Measurement range	[mm]	2400	3500	5000	7500
Extraction force	[N]	$F_{min} 1.0 / F_{max} 8.0$	$F_{min} 4.0 / F_{max} 9.0$		$F_{min} 7.0 / F_{max} 13.0$
Acceleration	[m/s ²]	$a_{max} 49.05$	$a_{max} ca. 68.65$		$a_{max} 14.72$
Linearity	[%]	±0.1	0.3	0.4	0.05
Mean distance per rotation	[mm]	150.75	238.1	238.7	333.32
Temperature range	[°C]	-20 °C up to +80 °C (observe max. encoder temperature)			
Weight (without encoder)	[g]	290	ca. 500		850
Material Housing		Glass fibre reinforced plastic (PBT GF20)	Glass fibre reinforced plastic (PA 6 GF30)		Plastic (PA 6)
Material measuring wire		Stainless steel coated with polyamide (Ø 0.45 mm)			
Encoder requirements		shaft: Ø 6 mm, synchro flange: Ø 58 mm, shaft length: 10 mm (Option AIX)			
Compatible encoder types		all WDGI- (opt.) / WDGP- / WDGn- or WDGA-58A-06-AIX			
Resolution absolute Encoder (x = single-turn resolution) Calculation of steps/mm: $2^x / \text{Mean distance per rotation}$ = Steps/mm		Example: $2^{12} / 150.75 = 4096 / 150.75$ = ca. 27.17 Steps/mm	Example: $2^{12} / 238.1 = 4096 / 238.1$ = ca. 17.2 Steps/mm	Example: $2^{12} / 238.7 = 4096 / 238.7$ = ca. 17.16 Steps/mm	Example: $2^{12} / 333.32 = 4096 / 333.32$ = ca. 12.29 Steps/mm
Resolution incremental Encoder Calculation of pulses/mm: $\text{Pulses} / \text{Mean distance per rotation}$ = Pulses/mm		Example: $2500 / 150.75 \text{ mm} =$ ca. 16.58 Impulse/mm	Example: $2500 / 138.1 \text{ mm} =$ ca. 10.5 Impulse/mm	Example: $2500 / 138.7 \text{ mm} =$ ca. 10.47 Impulse/mm	Example: $2500 / 333.32 \text{ mm} =$ ca. 7.5 Impulse/mm
wachendorff-automation.com		/szg50	/szg78		/szg107

Any Questions? Just call us at +49 (0) 67 22 / 99 65 414, send us an E-Mail to support-wa@wachendorff.de or call your local distributor: www.wachendorff-automation.com/distri

WACHENDORFF

The Encoder Experts

Wachendorff Automation GmbH & Co. KG
Industriestrasse 7 • D-65366 Geisenheim

Tel.: +49 (0) 67 22 / 99 65 - 25

E-Mail: wdg@wachendorff.de

www.wachendorff-automation.de



2024

Ihr Distributor: